



Molded High Current Inductors - SDS0603EN SERIES



PART NUMBERING SYSTEM

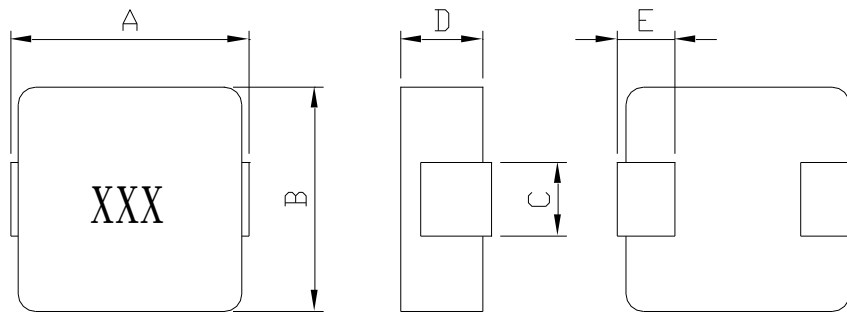
SEP	0603EN	—	1R5M	—	LF
TYPE	DIMENSIONS		INDUCTANCE		LEAD FREE

FEATURES :

- Low profile (3.0mm max. height) and 7.5 mm max. square.
- Inductance range : 0.22uH to 47uH with DC Current up to 34A.
- Magnetically shielded and low DC resistance.
- Suitable for large current.
- Ideal for DC – DC converter inductor application in hand held personal Computer, etc.
- Frequency range up to 5MHZ with large current handling capability.
- Automotive / Customized part available

SHAPES AND DIMENSIONS:

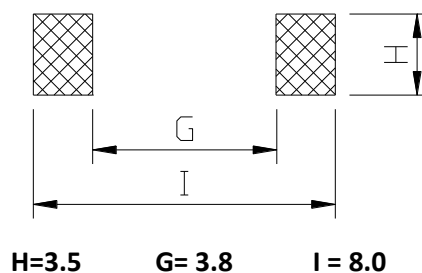
UNIT : mm



A=7.5 Max B=6.8 Max. C=3.0±0.3 D=3.0 Max. E=1.6±0.3

RECOMMENDED PATTERNS:

UNIT : mm



H=3.5 G= 3.8 I = 8.0



Molded High Current Inductors - SDS0603EN SERIES



SPECIFICATION TABLE

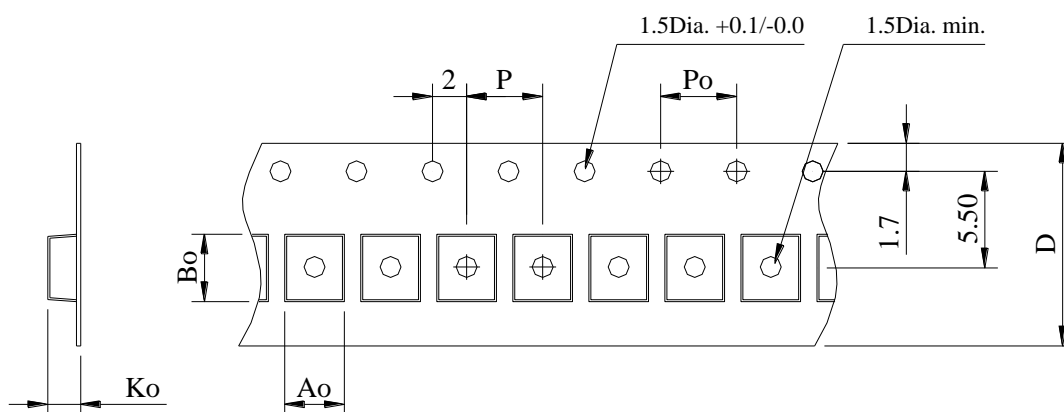
PART NUMBER	INDUCTANCE (μ H)	Isat (A) (Min.)	Irms (A) (Min.)	DCR (m Ω) (Max.)	TEST FREQ. (f)
SEP0603EN-R22M-LF	0.22 \pm 20%	34.0	24.0	3.0	100KHz/1V
SEP0603EN-R33M-LF	0.33 \pm 20%	25.0	21.0	3.5	100KHz/1V
SEP0603EN-R47M-LF	0.47 \pm 20%	20.0	18.0	4.1	100KHz/1V
SEP0603EN-R56M-LF	0.56 \pm 20%	18.0	16.5	4.5	100KHz/1V
SEP0603EN-R68M-LF	0.68 \pm 20%	17.0	16.0	5.3	100KHz/1V
SEP0603EN-R82M-LF	0.82 \pm 20%	16.0	14.0	6.0	100KHz/1V
SEP0603EN-1R0M-LF	1.0 \pm 20%	15.0	12.0	7.4	100KHz/1V
SEP0603EN-1R5M-LF	1.5 \pm 20%	12.0	12.0	12.1	100KHz/1V
SEP0603EN-2R2M-LF	2.2 \pm 20%	10.0	9.5	15.0	100KHz/1V
SEP0603EN-3R3M-LF	3.3 \pm 20%	9.5	8.5	22.0	100KHz/1V
SEP0603EN-4R7M-LF	4.7 \pm 20%	9.0	6.0	33.0	100KHz/1V
SEP0603EN-5R6M-LF	5.6 \pm 20%	6.5	5.5	42.0	100KHz/1V
SEP0603EN-6R8M-LF	6.8 \pm 20%	6.0	5.0	48.0	100KHz/1V
SEP0603EN-8R2M-LF	8.2 \pm 20%	5.5	5.0	60.0	100KHz/1V
SEP0603EN-100M-LF	10 \pm 20%	5.5	4.5	68.0	100KHz/1V
SEP0603EN-150M-LF	15 \pm 20%	4.0	3.0	113	100KHz/1V
SEP0603EN-220M-LF	22 \pm 20%	3.0	2.5	170	100KHz/1V
SEP0603EN-330M-LF	33 \pm 20%	2.5	2.0	270	100KHz/1V
SEP0603EN-470M-LF	47 \pm 20%	2.0	1.5	385	100KHz/1V

- All test Data is referenced to 25 $^{\circ}$ C ambient.
- Typical Heat Rating DC Current would cause an approximately Δ T of 40 $^{\circ}$ C.
- Typical Saturation DC Current would cause Lo to drop approximately 30%
- Operating Temperature Range: -40 $^{\circ}$ C ~ +125 $^{\circ}$ C.
- Excellent energy storage up to 5 MHz.
- Handle high current without saturation
- Ultra low buzz noise due to molded structure
- Excellent moisture resistance
- Applications: Notebook, IPC, Server, battery powered devices, POL converters, DC/DC converter

Molded High Current Inductors - SDS0603EN SERIES



PACKAGING SPECIFICATION



STAYLE	Q'TY (PCS)	DIMENSIONS (m/m)					
		A_o	B_o	K_o	P	P_o	$D \pm 0.3$
13"	1,000	7.2	7.0	3.4	12	4.0	16